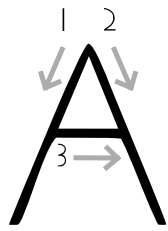
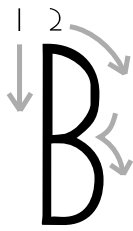


# Handwriting Without Tears®



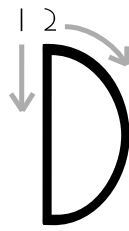
Big line  
Big line  
Little line



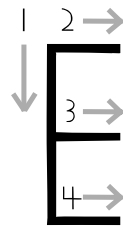
Big line  
Little curve  
Little curve



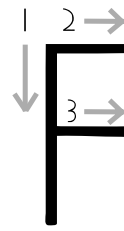
Big C curve



Big line  
Big curve



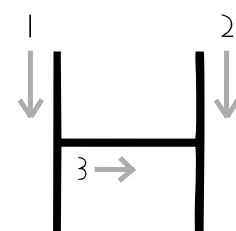
Big line  
Little line  
Little line  
Little line



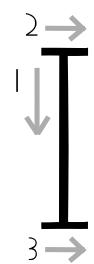
Big line  
Little line  
Little line



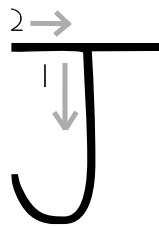
Big curve  
Little line  
Little line



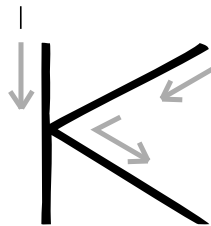
Big line  
Big line  
Little line



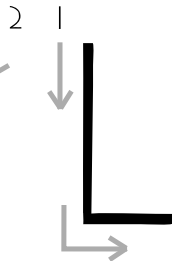
Big line  
Little line  
Little line



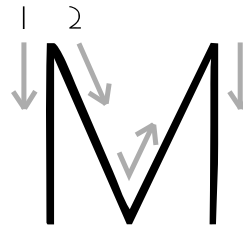
Big line  
Turn  
Little line



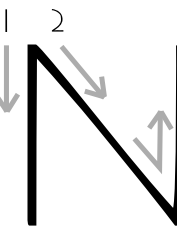
Big line  
Little line  
Little line



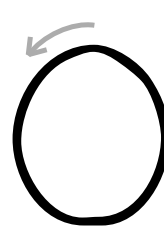
Big line  
Little line



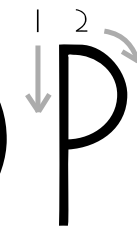
Big line  
Big line  
Big line  
Big line



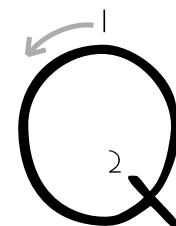
Big line  
Big line  
Big line



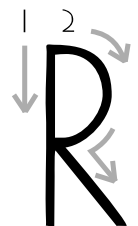
Big C curve  
Keep going



Big line  
Little curve



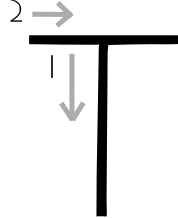
Big C curve  
Keep going  
Little line



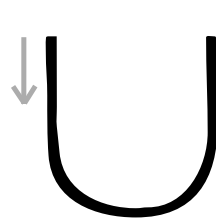
Big line  
Little curve  
Little line




Little curve  
Turn  
Little curve




Big line  
Little line



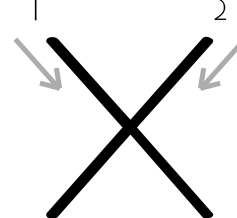
Big line  
Turn  
Big line



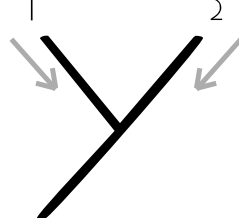
Big line  
Big line



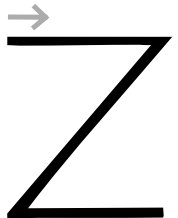
Big line  
Big line  
Big line  
Big line



Big line  
Big line



Little line  
Big line



Little line  
Big line  
Little line

© 2008 Jan Z. Olsen Reprinted with permission of Handwriting Without Tears, Inc.

# Handwriting Without Tears®

Magic c      up like a      bump      back down bump

dive down      swim up and over      around bump

Magic c

Magic c      up like a      up higher      back down bump

start      hit the ball      run the bases      stop

down      cross

Magic c      up like a      back down      back down

dive down      swim up and over      down

down

down      turn

down bump the line      kick!      slide away

down bump the line

start with n      swim up and over      m has two humps      down

dive down      swim up and over      n has one hump      down

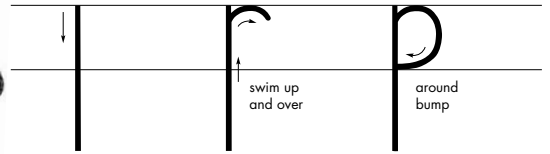
# Handwriting Without Tears®



Magic c


keep on going

stop



swim up and over

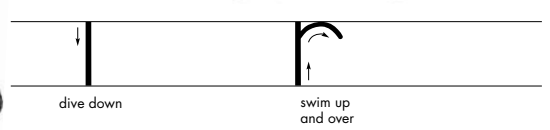
around bump



Magic c

up like a

back down

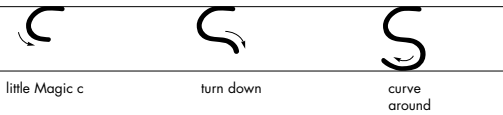


dive down

swim up and over



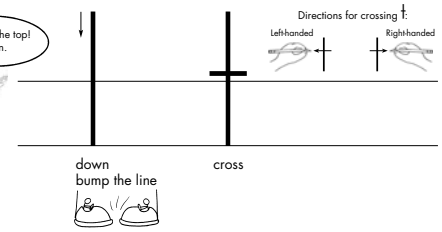
little Magic c



little Magic c

turn down

curve around



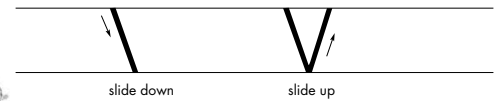
down bump the line

cross



down, travel, up

back down



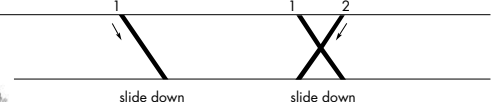
slide down

slide up



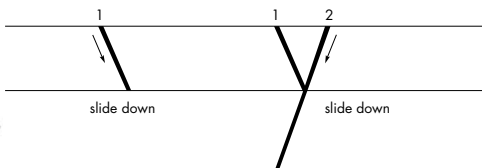
slide down and up

down and up



slide down

slide down



slide down

slide down



go across


slide down

go across

# Handwriting Without Tears®



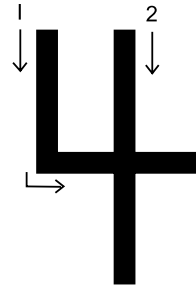
1 starts in the starting corner.  
1 makes a big line down.  
1 stops in the corner.



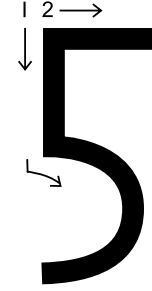
2 starts in the starting corner.  
2 makes a big curve.  
2 stops in the corner.  
2 walks away on the bottom.



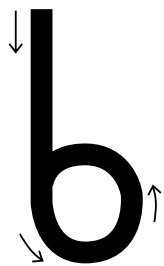
3 starts in the starting corner.  
3 makes a little curve to the middle.  
3 makes another little curve to the bottom corner.




4 starts in the starting corner.  
4 makes a little line down to the middle.  
4 walks across the dark night.  
4 jumps to the top and says, "I did it." (big line down)



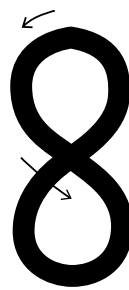
5 starts in the starting corner.  
5 makes a little line down to the middle. It starts to rain.  
5 makes a little curve around.  
5 puts a little line on top to stop the rain.



6 starts in the starting corner.  
6 is a baby bear.  
6 goes down to curl up in the corner.  
6 is hibernating.



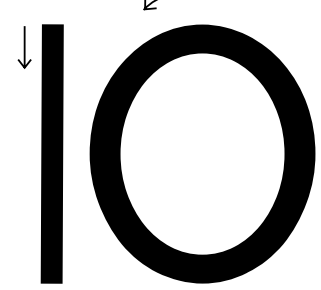
7 starts in the starting corner.  
7 makes a little line across the top.  
7 says, "I better slide down."



8 is different.  
8 doesn't like corners.  
8 starts at the top center.  
8 begins with S and then says, "I want to go home."



9 is so special.  
9 has its own corner.  
9 makes a little curve.  
9 goes up to the corner.  
9 makes a big line down.



10 uses two places.  
1 comes first.  
0 is next.  
0 starts at the top center.  
10 is finished.

© 2008 Jan Z. Olsen Reprinted with permission of Handwriting Without Tears, Inc.